

# Finnish museums 2016: Facts and Figures

**154** professionally-run museums (administrative unit) that maintain **326** museum sites.

**6.7 million** museum visits



Compared to the previous year, the number of museum visits increased by **19 %**.

In relation to the population of Finland, the number of museum visits per inhabitant was **1.2**.

**The five most popular museum sites:**

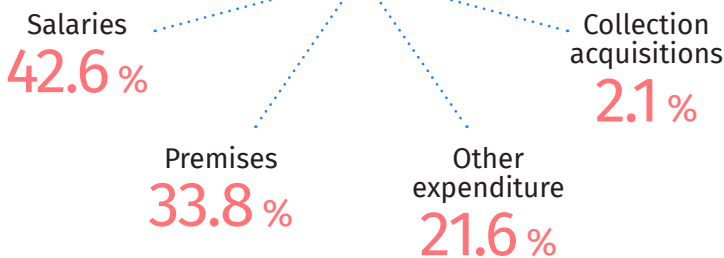
- Ateneum Art Museum: 397,198 visits
- Museum of Contemporary Art Kiasma: 319,945 visits
- Helsinki City Museum: 315,334 visits
- Helsinki Art Museum HAM: 253,522 visits
- The National Museum of Finland: 177,916 visits

**1,024** exhibitions in a year  
**7.2** exhibitions/museum on average



Total expenditure of museums

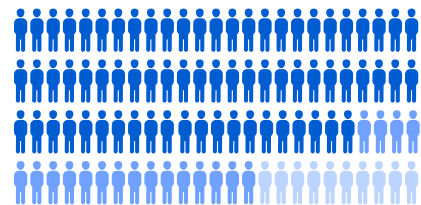
**249.8** million euros



**75.4 %** of the museums' costs were met through public funding.

The **2,630** person-years worked at the museums were distributed as follows:

- Permanent, full-time personnel **71 %**.
- Fixed-term, full-time personnel **19 %**.
- Part-time personnel and workers paid by the hour **10 %**.



Work contribution of volunteers: **40,228** hours in total, or **26** person-years.



**Audience development:**

- **56,107** guided tours
- **9,413** workshops
- **7,341** other events

**In the museum collections at the end of 2016:**

- **5.5 million** objects in cultural history collections
- **405,000** works of art
- **21.7 million** objects/samples in natural history collections
- **22.8 million** photographs
- **38,000** audiovisual objects





## MUSEUM STATISTICS

Every year, the National Board of Antiquities collects statistical data on the finances, personnel, and operations of professionally managed museums. The statistics are based on information provided by the museums in the statistics survey. The aim of Museum Statistics is to offer as reliable an overview as possible on the professional museums operating in Finland.

### Who provides data for the Museum Statistics?

The Museum Statistics cover all museums in Finland that are managed professionally and on a full-time basis by the state, municipalities, foundations, associations and other private operators. In 2016, the survey was sent to 154 museums, and a response was received from 152 museums.

In the Museum Statistics, the most important criteria of a professionally managed museum are:

- Full-time museum operations (year-round museum operations with the main purpose of carrying out museum activities)
- Regular opening hours (not necessarily year-round)
- At least one employee who is a full-time museum professional



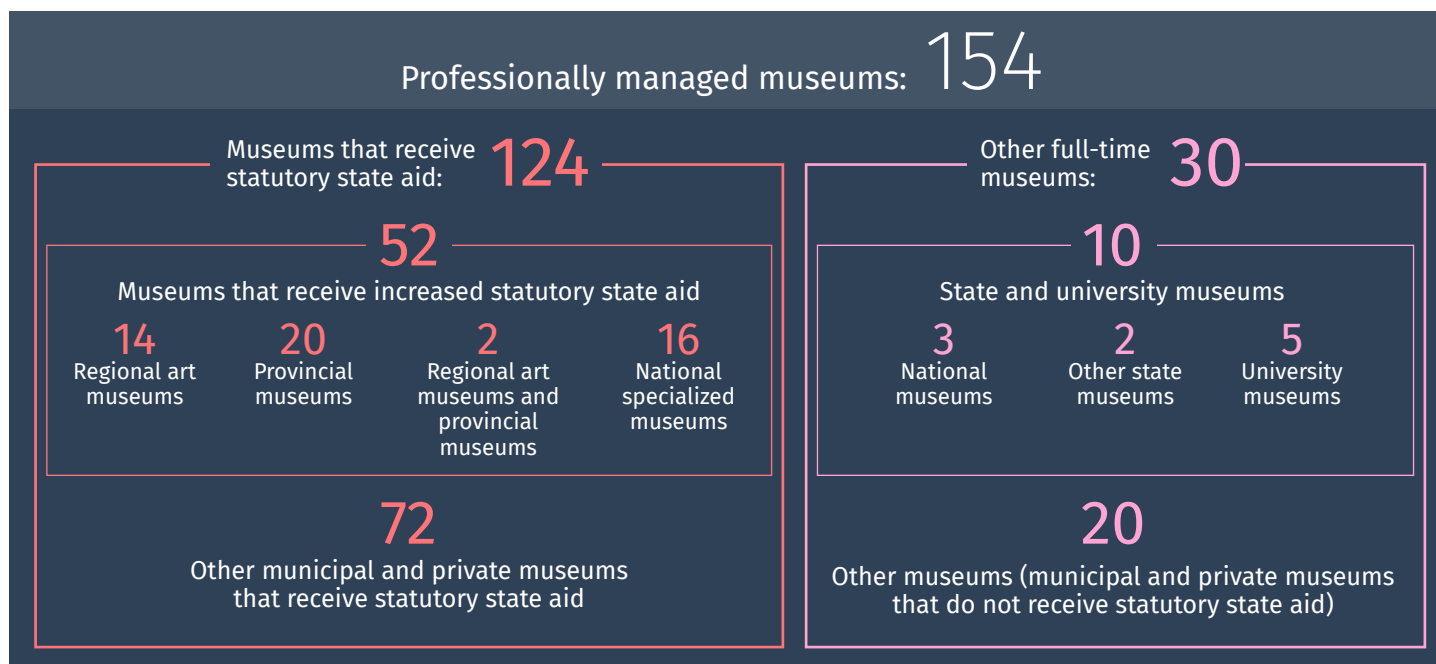
#### MUSEUM

In the Museum Statistics, a museum refers to an administrative unit that includes one or more museum sites.

#### MUSEUM SITE

A museum site refers to a single site that is regularly open to the public. One museum may manage several museum sites.

The information in the Museum Statistics applies mainly to museums. Only the information on visits and opening hours is also available by museum site.



#### MUSEUM STATISTICS ONLINE SERVICE

The museum statistics on the years 2007–2016 have been published in the Museum Statistics online service. The online service also includes statistics publications as well as annual tables published as open data under the [CC BY 4.0 license](https://creativecommons.org/licenses/by/4.0/).

Museum Statistics online service (Museotilasto): [www.museotilasto.fi](http://www.museotilasto.fi)

### ATTACHED TABLES

- [Finnish Museum Statistics: Tables 2016 \(pdf\)](#)
- [Finnish Museum Statistics: Figures 2016 \(pdf\)](#)